


License upgrade instructions

By following the steps below you can upgrade your DiGidot C4 device within minutes. Make sure you have your Mac address and Serial Number (SN) or Key ready. You can find these numbers on the device itself and on the carton box from the device.

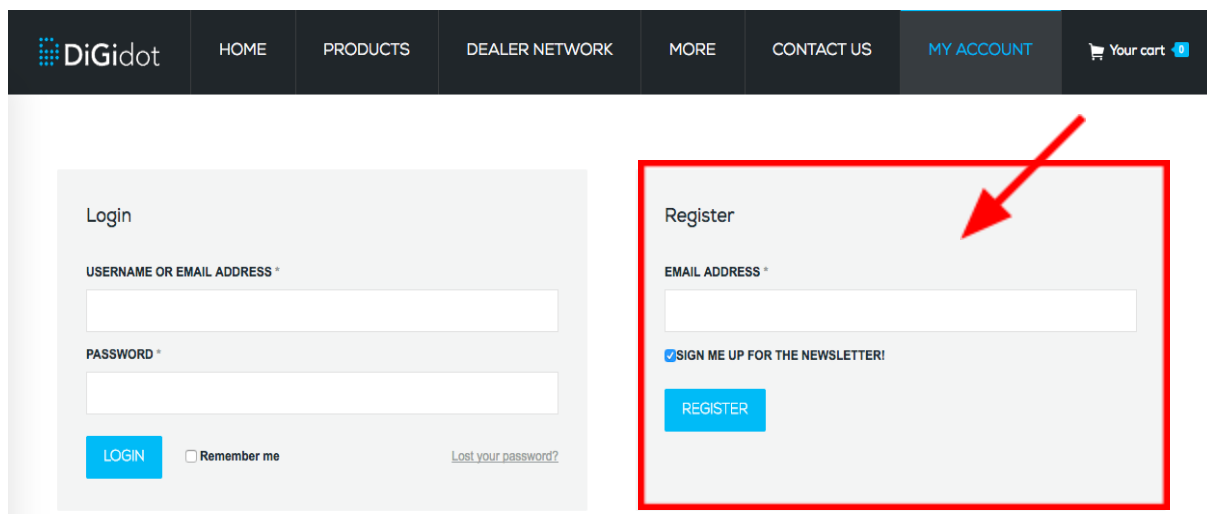
Step 1:

Go to www.digidot.eu and click on 'MY ACCOUNT'



Step 2:

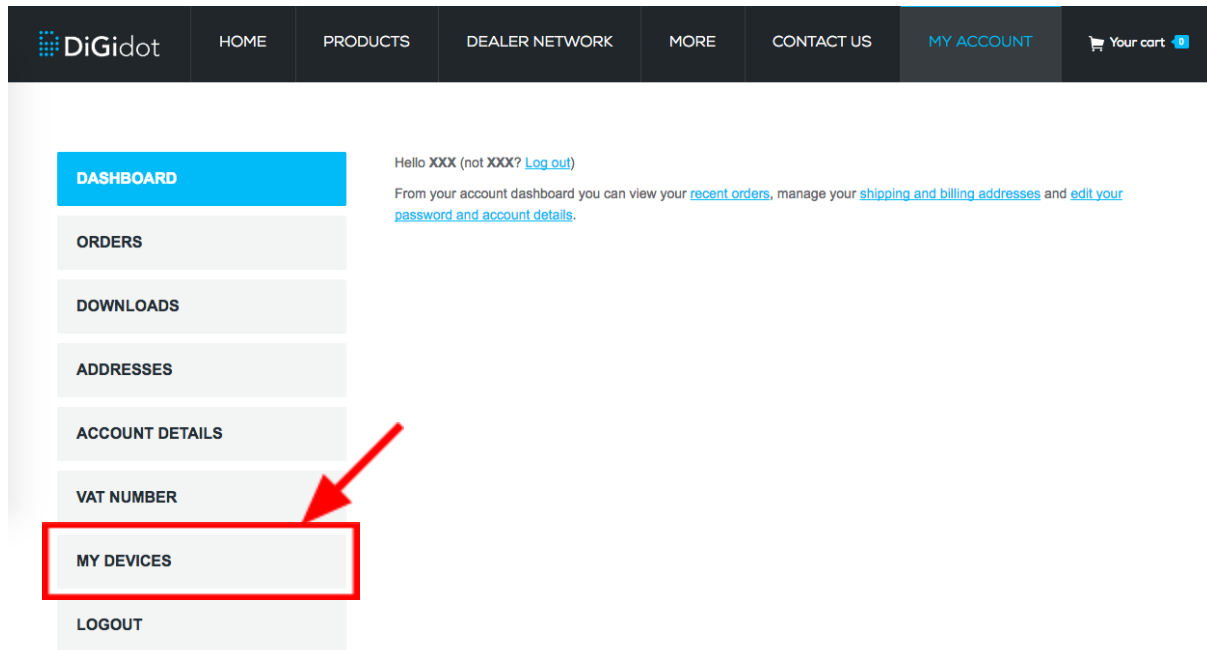
If you already have an account login and move to step 3. If you don't have an account yet, please register with your email address.



After registering you will receive an email with password which you can use next time for quick login.

Step 3:

Use your username and password to login, then click the 'MY DEVICES' button in the left side menu.



Step 4:

When you have opened 'MY DEVICES', you will see two tabs. 'My Devices' and 'Register Device'. If you already registered your device move to step 5. If you still need to register your device press 'Register Device'. To register your device you need the Mac Address and the Serial Number (SN) or Key choose one of the two. You can find these numbers on the sticker of the device or on the box of the device.



Step 5:

After device registration you will see all the details of the selected device. Below you will find the upgrade possibilities.

License Upgrades

live 4 to live 12

Output 12 universes.

€255,00 (excl. VAT)

Add to cart

live 4 to live 8

Output 8 universes.

€127,00 (excl. VAT)

Add to cart

Choose the upgrade you like, go to your shopping cart in the upper right and complete the payment. When your DiGidot C4 is connected to the internet your license will be automatically refreshed. Check the license page inside the DiGidot software to see the new license.

Enjoy your upgrade!

If you have further questions, don't hesitate to ask. Send an email to: info@digidot.eu or call us at: +31 (0) 20 820 1849